

Using Data Integration to Gain Insights for the Pennsylvania Dually Eligible Programs

Pennsylvania Supplemental Data Integration (PSDI) Initiative

Table of Contents

Topics	Page
Speaker Introductions	3
PA Duals Population Groups	5
What is the PSDI Project?	6
PSDI Data Sources	7
Insights and Usage – Current	9
Insights and Usage – Future	10
Questions	11

Speaker Introductions

The team here with you today



ERIN SLABONIK

Director of Division of
Integrated Care Programs
PA Office of Long-Term Living

Email: erslabonik@pa.gov



MATT MARDORFF

Managing Director
Deloitte Consulting

Email: mmardorff@deloitte.com




RICHARD BENZELL

Project Delivery Specialist Master
Deloitte Consulting

Email: rbenzell@deloitte.com

Pennsylvania Supplemental Data Integration (PSDI)



Overview

PA Duals Population Groups

The Primary PA DHS Dual Eligible Managed Care Programs are: CHC (Community HealthChoices) and LIFE (Living Independence for Elderly).

What is the purpose of these Programs?

Community HealthChoices (CHC)

The CHC Program is designed to provide long-term services and support to individuals who are eligible for both Medicaid and Medicare, as well as adults with physical disabilities.

Living Independence for The Elderly (LIFE)

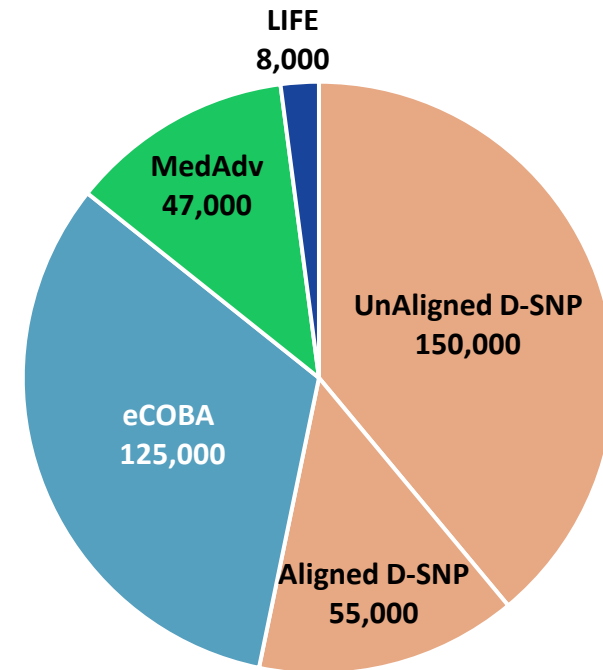
The Living Independence for the Elderly (LIFE) Program is a joint state and federal program administered by Pennsylvania's Office of Long-Term Living (OLTL). LIFE (nationally known as the **Program of All-Inclusive Care** or PACE) is a program which specializes in providing end-to-end care to the Nursing Facility Clinically Eligible through contracted LIFE Provider Organizations (POs).

Total CHC Enrollment: **423,000+**

Total LIFE Enrollment: **8,000+**

Out of these programs, approximately **93%** of the population are Dual Eligible

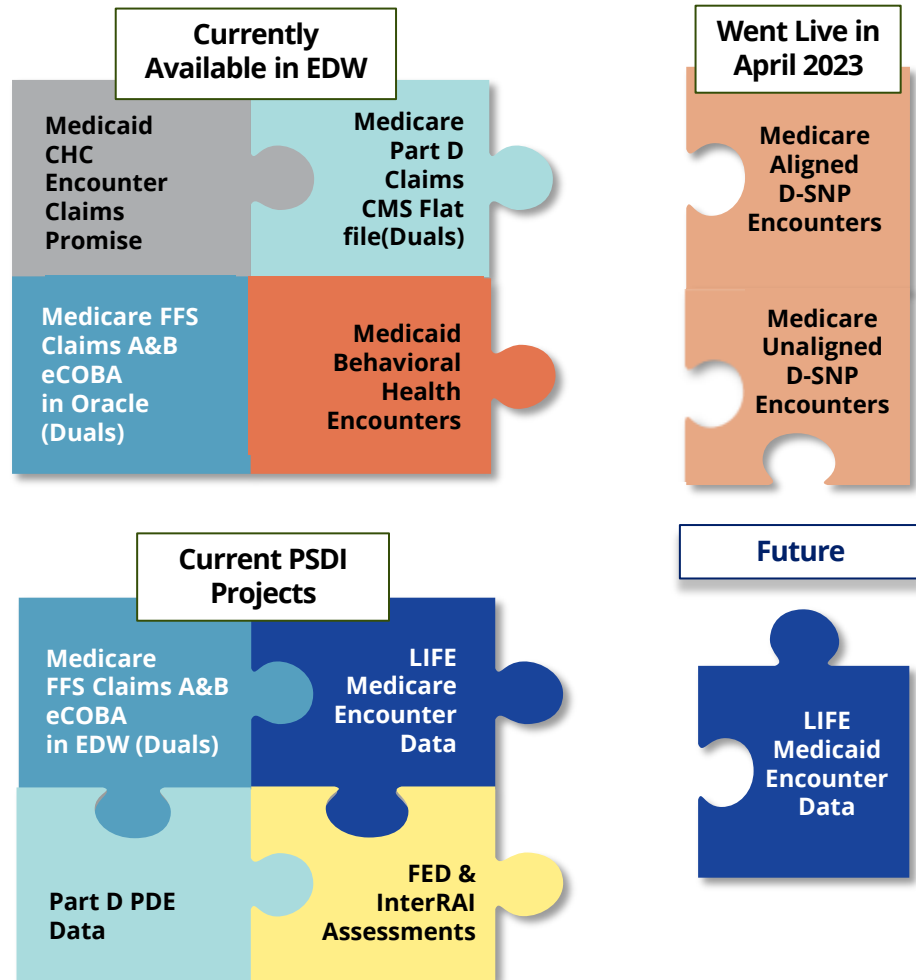
PA Duals Population Groups



■ UnAligned D-SNP ■ Aligned D-SNP ■ eCOBA ■ MedAdv ■ LIFE

What is the PSDI Initiative?

The **Pennsylvania Supplemental Data Integration (PSDI)** Initiative goal is to create a **comprehensive and integrated** set of data sources through the EDW Umbrella. There are multiple claim and encounter data sets needed to build the full Medicaid / Medicare health picture.



PSDI Impact

- PA DHS staff will now be able to access data and information that was previously unavailable
- Perform visualization and analytics to generate insights and observations that previously were difficult to perform or involved data that was not accessible
- Understand the picture of the population, including across members, organization, diagnoses, geographies, demographics and other key categories

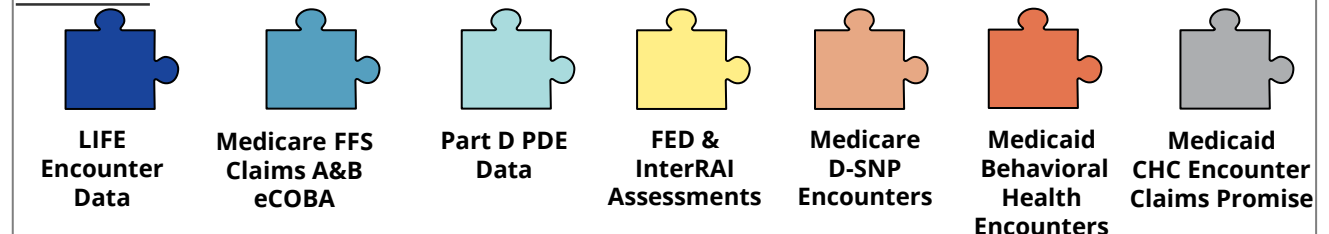
PSDI Accomplishments

- PA DHS worked with LIFE POs, service providers, and D-SNPs to obtain copies of the Medicare encounter data they currently send to CMS
- PA DHS is completing the integration of encounters, prescriptions and assessments into the department's data warehouse, linking them to other existing EDW repositories to support comprehensive reporting
- Expanding existing dual eligible analysis package, used by a large numbers of state data analyst, economists and other staffs, with encounter, prescriptions and assessments
- Use of Enhanced Star Schema designs following the latest and best practices.

Future

- In planning stages of also collecting and integrating LIFE Medicaid encounters

LEGEND:



PSDI Data Sources



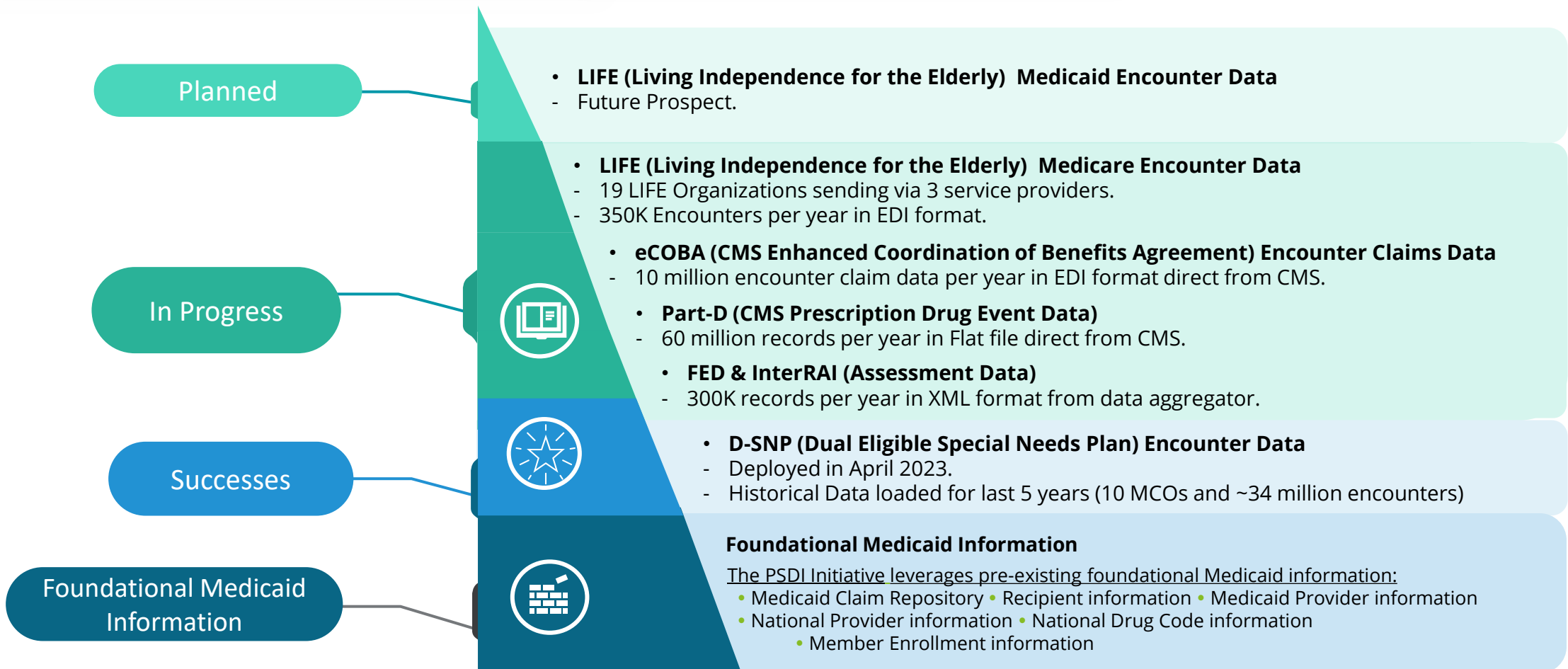
Encounter & Claim Data - Encounter data is intended to capture details of an individual's health and treatment based on “**encounters**” and “**claims**” (both FFS and PMPM) with clinicians. Key aspects are the diagnosis, procedures, providers, facilities and dates




Assessment Data – Assessment Data contains details of a **beneficiary's comprehensive clinical evaluation** which focuses on physical and cognitive function. Key aspects of this data is their cognitive, mobility, behavioral and self-sufficiency ratings.



Prescription Drug Event (PDE) Data – PDE Data is intended to capture details of when a **beneficiary fills a prescription under Medicare Part D**. Key aspects are medication name, dosage, pharmacy, and dates.
















Reporting and Usage



Insights and Uses – Current

























PA DHS is leveraging the PSDI to provide access to a comprehensive and integrated set of data sources through Cognos and other reporting tools.

This reporting usage is based on available data and is continuing to expand as more PSDI data sets are loaded.

Subject	Description	D-SNP Encounters	eCOBA Medicare Part A & B Claims	LIFE Medicare Claims	Part-D PDE	Assessment (InterRAI & FED)
Crossover Claim Identification with Dual-Eligible Population	Identify crossover claims that are billed to primary payer (Medicare) and secondary payer (Medicaid). Reporting matched and unmatched crossovers for operational decision-making or reporting on Medicaid/Medicare utilization					
Analyze Opioid Use within Dual-Eligible Population	Better understand opioid prescribing practices to identify providers with high-risk of opioid prescribing practices, or prescribing patterns to dual-eligible beneficiaries for various demographic groups such as age, race/ethnicity, or chronic condition status. Additionally, to evaluate the efficacy of programs and interventions aimed at opioid misuse among dual eligible by curbing overprescribing and promoting best practices in opioid prescribing					
Telehealth Utilization Amongst Dual-Eligible Population	Analyze telehealth claims by specialty (i.e., oncology, allergy, primary care, behavioral health, etc.) or analyze overall telehealth use by geographic location					
Behavioral Health Services Analysis	Analyze behavioral health services that the dual-eligible population are receiving					
Bedbound and Mobility Analysis with InterRAI Data	Analyze InterRAI data to identify participants who are bedbound or need max assistance with bed transfers, dressing, and toilet use					

Insights and Uses – Future

The PSDI initiative continues to allow PA DHS to access information that was previously unavailable. PA DHS continues to expand how it uses current datasets and will continue to expand in the future.

Subject	Description	D-SNP Encounters	eCOBA Medicare Part A & B Claims	LIFE Medicare Claims	Part-D PDE	Assessment (InterRAI & FED)	LIFE Medicaid Claims (Proposed 2024)
Fall Prevention	Look for multiple factors collectively increasing fall risk: examples Dementia, Neurological (Parkinson's/Neuropathy), walking assistance, Lack of in-house assistance						
Substance Abuse Monitoring	<ul style="list-style-type: none"> Check for excessive Morphine equivalent units Report on Pain killers without corresponding injury claim treatment evidence Identify pain killer MEU increasing over time 						
Prescription Compliance	Look for pattern of inconsistent fulfillment/compliance on maintenance prescriptions that can escalate underlying conditions						
Psychotropic Drugs	Part D analysis of psychotropic drugs to be considered for other behavioral health services, such as identifying candidates receiving these drugs who lack counseling						
Neglect or At-Risk	Combinations and reoccurrences of certain fractures/sprains/bruising used in conjunction with assessment concerns identified in safety and morbidity studies						
Preventative NFI	Identifying assessed members who are nearly eligible for facility care, based on composite FED rankings, driving to a more active approach to addressing assess risks or known medical issues recorded in claims						
Overall Population Health	Additional matching across data sets provides additional information on Gender, Race, and Age. This can help PA DHS visualize Woman's Health care and perform additional DEI Based analysis						
Improve LIFE Program Financial Oversight	Leverage improved access to LIFE encounters to support standardized final reporting and rate setting along with providing improved visibility into how the program can scale						

Questions?



ERIN SLABONIK

Director of Division of
Integrated Care Programs
PA Office of Long-Term Living

Email: erslabonik@pa.gov



MATT MARDORFF

Managing Director
Deloitte Consulting

Email: mmardorff@deloitte.com



RICHARD BENZELL

Project Delivery Specialist Master
Deloitte Consulting

Email: rbenzell@deloitte.com

TRAVIS PATTERSON

Senior Medical Economist
PA Office of Long-Term Living

Email: c-tpatters@pa.gov

Thank you!

Presenter Contact Information

Erin Slabonik

PA Department of Human Services
Office of Long-Term Living
Director of Division of Integrated Care
Programs
erslabonik@pa.gov

Matthew Mardorff

Deloitte Consulting LLP
Health Technology - CBO
Managing Director
mmardorff@deloitte.com

Richard Benzell

Deloitte Consulting LLP
Health Technology - GPS
Specialist Master
rbenzell@deloitte.com

Travis Patterson

PA Department of Human Services
Office of Long-Term Living
Senior Medical Economist
c-tpatters@pa.gov